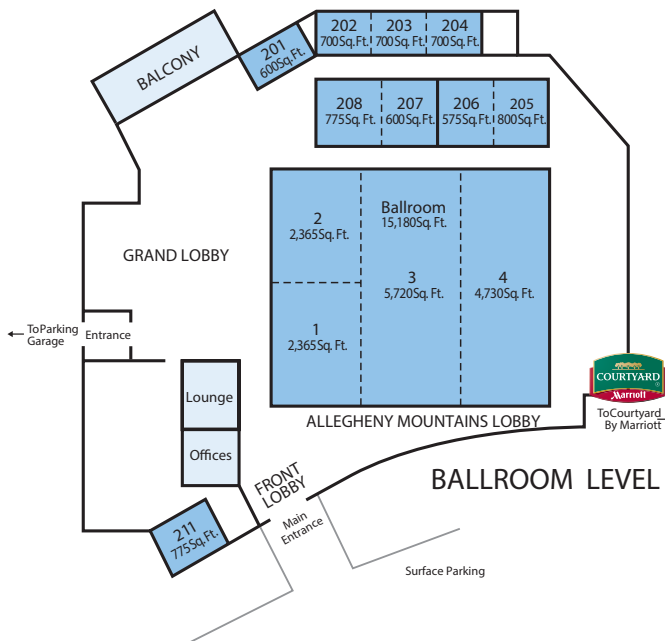


Ballroom Level



| | Dimension | Ceiling Height | Square Feet | Theatre | Classroom | Banquet | Exhibits |
|-----------------------|--------------|----------------|-------------|---------|-----------|---------|----------|
| BALLROOM LEVEL | | | | | | | |
| Ballroom 1, 2, 3 & 4 | 110' x 138' | 20' | 15,249 | 1,800 | 490 | 1,000 | 72 |
| Ballroom 1, 2 & 3 | 110' x 95' | 20' | 10,498 | 1,320 | 330 | 560 | 52 |
| Ballroom 1 & 2 | 110,5' x 43' | 20' | 4,752 | 480 | 160 | 180 | 28 |
| Ballroom 1 | 55' x 43' | 20' | 2,365 | 240 | 80 | 90 | 14 |
| Ballroom 2 | 55' x 43' | 20' | 2,365 | 240 | 80 | 90 | 14 |
| Ballroom 3 | 110,5' x 52' | 20' | 5,746 | 840 | 170 | 320 | 28 |
| Ballroom 4 | 110,5' x 43' | 20' | 4,752 | 480 | 160 | 240 | 28 |
| Ballroom 3 & 4 | 110,5' x 95' | 20' | 10,498 | 1,320 | 330 | 560 | 52 |
| Room 201 | 32' x 18.9' | 11' | 605 | 40 | 16 | - | - |
| Room 202 | 28' x 24' | 11' | 672 | 64 | 28 | 30 | - |
| Room 203 | 28' x 24' | 11' | 672 | 64 | 28 | 30 | - |
| Room 204 | 28' x 24' | 11' | 672 | 48 | 24 | 30 | - |
| Room 202 & 203 | 56' x 24' | 11' | 1,344 | 128 | 56 | 70 | - |
| Room 202, 203 & 204 | 84' x 24' | 11' | 2,016 | 176 | 80 | 100 | - |
| Room 205 | 32,5' x 24' | 11' | 780 | 64 | 28 | 30 | - |
| Room 206 | 23' x 24' | 11' | 552 | 40 | 20 | 30 | - |
| Room 205 & 206 | 55,5' x 24' | 11' | 1,332 | 104 | 48 | 70 | - |
| Room 207 | 23' x 24' | 11' | 552 | 40 | 20 | 30 | - |
| Room 208 | 31' x 24' | 11' | 774 | 56 | 30 | 30 | - |
| Room 207 & 208 | 54' x 24' | 11' | 1,296 | 96 | 50 | 70 | - |
| Room 211 | 27' x 20' | 11' | 540 | 35 | 24 | - | - |

Everything You Need For a Successful Event

- Award Winning Executive Chef & Culinary Team
- Audio Visual Equipment
- Furniture & Fixtures
- Exemplary Service

THE BLAIR COUNTY CONVENTION CENTER

Facility Specifications


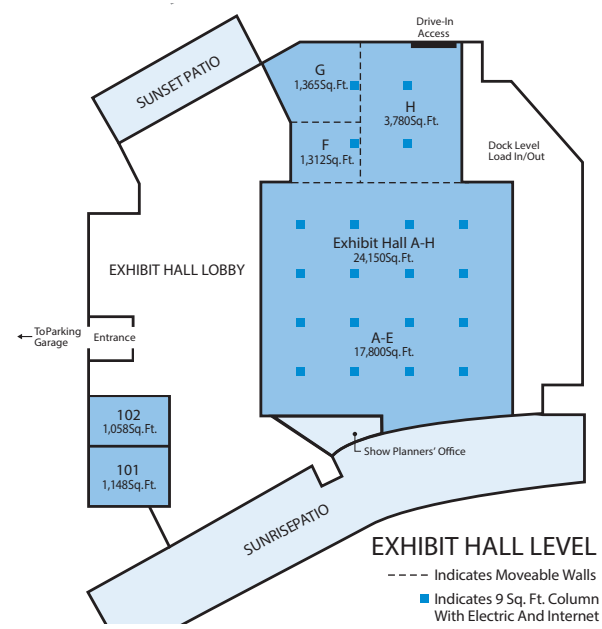


Exhibit Hall Level



| | Dimension | Ceiling Height | Square Feet | Theatre | Classroom | Banquet | Exhibits |
|---------------------------|---------------|----------------|-------------|---------|-----------|---------|----------|
| EXHIBIT HALL LEVEL | | | | | | | |
| Sunrise Patio | 41' x 280' | 15' 3" | 11,480 | - | - | 400 | - |
| Sunset Patio | 20' x 56' | 15' 3" | 1,120 | - | - | - | - |
| Exhibit Hall* | | 15' 6" | 24,088 | - | - | - | 130** |
| Exhibit Hall A-E* | 138' x 127' | 15' 6" | 17,526 | 2,200 | 1,400 | 800 | 100 |
| Show Planners Office | 32' x 46' | 11" | 14,472 | - | - | - | - |
| Exhibit Hall F | 33,5' x 37,5' | 15' 6" | 1,256 | 135 | 85 | 100 | 5 |
| Exhibit Hall G | 39' x 37,5' | 15' 6" | 1,463 | 145 | 100 | 120 | 6 |
| Exhibit Hall F & G | 72,5' x 37,5' | 15' 6" | 2,719 | 290 | 185 | 215 | 10 |
| Exhibit Hall H | 53' x 72,5' | 15' 6" | 3,843 | 870 | 380 | 520 | 11 |
| Exhibit Hall F, G & H | 72,5' x 90,5' | 15' 6" | 6,562 | 1,160 | 565 | 735 | 30 |
| Room 101 | 25,5' x 45' | 11' | 1,148 | 80 | 34 | 70 | - |
| Room 102 | 23,5' x 45' | 11' | 1,058 | 90 | 34 | 70 | - |
| Room 101 & 102 | 49' x 45' | 11' | 2,205 | 150 | 64 | 160 | - |

*Includes Show Planners Office
 ** Exhibit Booths are based on 8' aisles